

Emergency Safety Intervention Parent Information



If an emergency safety intervention occurs, parents are strongly encouraged to schedule a meeting to: 1) discuss the incident and 2) discuss prevention of future use of emergency safety interventions. The district contact listed below is available to assist in scheduling this meeting. This meeting will be scheduled no later than ten (10) school days from when the parent makes the request unless the parent cannot meet within that time frame.

Kansas State School for the Blind

<http://www.kssb.net/>

Jon Harding 913.305.3015

jharding@kssdb.org

Documents Included in this Packet

- District Emergency Safety Intervention Policy: Including dispute resolution process
- Standards for the Use of Emergency Safety Interventions
- A Family Guide to the Use of Emergency Safety Interventions and Parental Rights: Seclusion and Restraint in Kansas
- Local Dispute Resolution Guide for Parents
- State Board Administrative Review Process
- State Administrative Review Guide for Parents
- State and Community Resources
- District Emergency Safety Intervention Policy Including dispute resolution process

KANSAS STATE SCHOOL FOR THE BLIND

Dear Parents and Guardians:

The Kansas School for the Blind (KSSB) serves students with a variety of needs. Regardless, any student at some point in time could have problem behaviors. Creating a safe environment for all our students is our primary concern. Through the use of best practices, prevention and de-escalation strategies, most behaviors are addressed without incident. However, on extremely rare occasions, a student's actions may possibly cause harm to others. We make every effort to address the behavioral needs of a student to prevent the need for Emergency Safety Interventions - ESI (seclusion and restraint).

Seclusions are not used at this school. The only time physical restraint is permitted at KSSB is when a student presents an immediate danger to himself or others, or destroys property. The use of ESI is discontinued the moment immediate danger has passed.

KSSB trains school employees in the Crisis Prevention and Intervention (CPI) program. We have a certified CPI trainer who is available to train school employees annually.

Physical restraint means bodily force used to substantially limit a student's movements. The use of prone (face down) or supine (face up) restraint, or any physical restraint that impacts a student's primary mode of communication is PROHIBITED. Chemical restraint and mechanical restraint are PROHIBITED at KSD (except those protective or stabilizing devices either ordered by a person appropriately licensed to issue the order for the device or required by law, any device used by a law enforcement officer in carrying out law enforcement duties, and seatbelts and any other safety equipment when used to secure students during transportation). Physical restraints are never used for discipline or punishment.

Physical restraint does not include physical escort (temporary holding the hand, wrist, arm, shoulder, or back of a student who is acting out, for the purpose of inducing the student to walk to a safe location).

In-school suspension is not seclusion because the student is not isolated from adults and peers.


Time-out is not seclusion. Time out is defined in the regulations as a behavioral intervention in which the student is temporarily removed from a learning activity without being confined.

If an ESI is used with a student, it must be documented, reviewed by school administration, and reported to the Department of Education. School personnel will notify you about the use of ESI on the same day when ESI is used with your child.

Go to our website (www.kssb.net) and find the ESI policy. Please visit <http://ksdetasn.org/> to access the ESI law, guidance documents, webinars, and handouts.

If you are concerned about the use of Emergency Safety Interventions, please call us. You ultimately have the right to file a formal complaint with the superintendent about your concerns.

Sincerely Yours,

A handwritten signature in black ink that reads "Jon Harding". The signature is written in a cursive style with a large, sweeping initial "J".

Jon Harding

Superintendent, Kansas State School for the Blind



Standards for the use of Emergency Safety Interventions

Emergency safety interventions law sets forth standards for the use of restraint and seclusion to ensure that all Kansas students and staff have a safe learning environment. The standards found in the emergency safety intervention statutes and regulations are required to be followed in all Kansas public school districts and accredited private schools.

An emergency safety intervention is the use of seclusion or physical restraint. The use of an emergency safety intervention shall **cease as soon as the immediate danger of physical harm and violent action ceases to exist.**

Before using an emergency safety intervention, a school employee witnessing the student's behavior must have determined that **less restrictive alternatives** to emergency safety interventions, such as positive behavior interventions support, were inappropriate or ineffective under the circumstances.

An emergency safety intervention shall be used **only when a student presents a reasonable and immediate danger of physical harm to such student or others with the present ability to effect such physical harm.** Violent action that is destructive of property may necessitate the use of an emergency safety intervention if there is a reasonable and immediate danger of physical harm. An emergency safety intervention may not be used for purposes of discipline, punishment, or for the convenience of a school employee.

Physical restraint means bodily force used to substantially limit a student's movement. Physical restraint is **NOT**:

- Consensual, solicited or unintentional contact and contact to provide comfort, assistance or instruction;
- physical escort;
- prescribed treatments for a student's medical or psychiatric condition by a person appropriately licensed to issue these treatments;
- protective or stabilizing devices either ordered by an appropriately licensed professional or required by law;
- any device used by a law enforcement officer in carrying out law enforcement duties; and
- seatbelts and any other safety equipment when used to secure students during transportation.

Prohibited types of restraints:

- Prone**, or face-down, physical restraint;
- supine**, or face-up, physical restraint;
- any physical restraint that **obstructs the airway** of a student;

- any physical restraint that **impacts a student's primary mode of communication**;
- **chemical** restraint (“chemical restraint” means the use of medication to control a student's violent physical behavior or restrict a student's freedom of movement.); and
- **mechanical** restraint (“mechanical restraint” means any device or object used to limit a student's movement).

Seclusion means placement of a student in a location where:

- The student is placed in an **enclosed area** by school personnel;
- the student is **purposefully isolated** from adults and peers; and
- the student is **prevented from leaving**, or the student reasonably believes that such student will be prevented from leaving, the enclosed area.

An emergency safety intervention may not be used with a student if the student is known to have a **medical condition** that could put the student in mental or physical danger as a result of the use of an emergency safety intervention unless not using an emergency safety intervention would result in significant physical harm to the student or others. The medical condition must be indicated in a written statement from the student's licensed health care provider, and a copy of which shall be provided to the school and placed in the student's file.

When a student is placed in seclusion, a school employee shall be able to **see and hear the student** at all times.

If a seclusion room has a locking door it must be designed to ensure that the lock automatically disengages when the school employee viewing the student walks away from the seclusion room, or in cases of emergency, such as fire or severe weather.

A seclusion room must be a **safe place**. The room must have good ventilation and lighting, and be free of any condition that could be a danger to the student. The room must also be similar to other rooms where students frequent.

Seclusion is **not time-out**, which is a behavioral intervention in which a student is temporarily removed from a learning activity without being confined.

A Family Guide to the Use of Emergency Safety Interventions and Parental Rights: Seclusion and Restraint in Kansas



What are Emergency Safety Interventions?

Emergency Safety Interventions (ESI) are seclusion and restraint that are used when the student presents a reasonable and immediate danger of physical harm to self or others or a student engages in a violent action destructive of property.

What is Seclusion?

Seclusion means placement of a student in a location where all the following conditions are met:

1. the student is **placed** in an enclosed area by school personnel;
2. the student is purposefully **isolated** from adults and peers; and,
3. the student is prevented from leaving, or the student reasonably believes that such student will be prevented from leaving, the enclosed area.

Time-out is not the same as seclusion. Time-out is when a student is temporarily removed from the learning activity, but is not confined.

What is Restraint?

Restraint can take form in different ways. The definition of **physical restraint** is bodily force used to substantially limit a student's movement. The use of prone physical restraint (face-down) and supine physical restraint (face-up) are prohibited. Physical restraint may not obstruct the airway of the student or impact the student's primary mode of communication.

Mechanical restraint is defined as any device or object used to limit a student's movement. The use of mechanical restraint is prohibited in Kansas except those protective or stabilizing devices ordered by a person appropriately licensed to issue the order for the device. Mechanical restraint used by a law enforcement officer in carrying out law enforcement duties is allowed. Seatbelts and/or other safety equipment when used to secure students during transportation are also allowed.

Chemical restraint is prohibited in Kansas. A student may take prescribed treatments for a medical or psychiatric condition when they are prescribed by a person who is properly licensed to prescribe medication.

Consensual, solicited, or unintentional contact and contact to provide comfort, assistance, or instruction is not physical restraint.

When May Emergency Safety Intervention be Used?

- May only be used when a student presents a reasonable and immediate danger of physical harm to self or others with the present ability to cause physical harm or property damage.
- Less restrictive alternatives, such as positive behavior interventions support, must be deemed inappropriate or ineffective under the circumstances by the school employee witnessing the student's behavior prior to the use of any ESI.
- The use of ESI must stop as soon as the immediate danger of physical harm ends.



- ESI cannot be used for purposes of discipline, punishment, or for the convenience of a school employee.

Students with a known medical condition.

- An emergency safety intervention may not be used with a student if the student is known to have a medical condition that could put the student in mental or physical danger as a result of the emergency safety intervention.
- The existence of such medical condition must be indicated in a written statement from the student's licensed health care provider, a copy of which shall be provided to the school and placed in the student's file.
- The written statement must include an explanation of the student's diagnosis, a list of any reasons why an emergency safety intervention would put the student in mental or physical danger and any suggested alternatives to the use of emergency safety interventions.
- An emergency safety intervention may still be used if not subjecting the student to an emergency safety intervention would result in significant physical harm to the student or others.

Parents should be proactive and provide the district with written documentation from their child's licensed health care provider outlining any medical condition that could put the student in mental or physical danger as a result of the ESI. You may use this form if you wish,

<http://ksdetasn.org/resources/843>.

What are the Requirements for Seclusion?



When a student is placed in seclusion, a school employee must be able to see and hear the student at all times.


All seclusion rooms that have a locking door must be designed to make sure that the lock automatically disengages when the school employee watching the student walks away from the seclusion room, or in cases of emergency, such as fire or severe weather.

A seclusion room must be a safe place with proportional and similar characteristics as other rooms where students frequent. A seclusion room must be free of anything that could be a danger to the student and must be well-ventilated and sufficiently lighted.

What Can I Do if I Feel that ESI has been Used Inappropriately with My Child?

If a parent believes that ESIs have been used that violate the ESI statute, ESI regulations, or the district's ESI policy, then the parent may file a complaint through the local dispute resolution process within 30 days of the use of ESI.

A parent may file a complaint through the Kansas State Board of Education's complaint process within 30 days from the date that a parent receives a final decision through the local dispute resolution process or after 30 days have passed since the parent filed a complaint through the local dispute resolution process, if the parent has not received the local board's final decision. The Administrative Review Request Form can be found at www.ksde.org/Default.aspx?tabid=524.



If your child has a history of seclusion and restraint or challenging behavior, he or she could be eligible for additional supports and interventions. Parents are welcome to contact Families Together, Inc. to discuss possible options.

Are There Requirements for Meetings Following an Emergency Safety Intervention?

The written documentation of an emergency safety intervention incident must contain:

- a statement that invites and strongly encourages parents to schedule a meeting to discuss the incident and how to prevent future use of emergency safety interventions; and
- email and phone information for the parent to contact the school to schedule the emergency safety intervention meeting.

After an emergency safety intervention incident, a parent may request a meeting with the school to discuss and debrief the incident. A parent may request such meeting verbally, in writing, or by electronic means. The focus of any meeting convened shall be to discuss proactive ways to prevent the need for emergency safety interventions and to reduce incidents in the future.



If a parent requests a meeting the meeting must be held within 10 days. The time for calling this meeting shall be extended beyond the 10 day limit if the parent is unable to attend within that time period.

What are the Emergency Safety Intervention Meeting Requirements for Students Parentally Placed in Private Schools?

For students who have an individualized education program (IEP) and are placed in a private school by a parent, a meeting called by the parent must include the parent and the private school, who shall consider whether the parent should request an IEP team meeting. If the parent requests an IEP team meeting, the private school must help facilitate such meeting.

Are Students Required to Attend the Meeting?

The parent shall determine whether the student shall be invited to any meeting.

When Must a Parent be Notified an ESI has been Used?

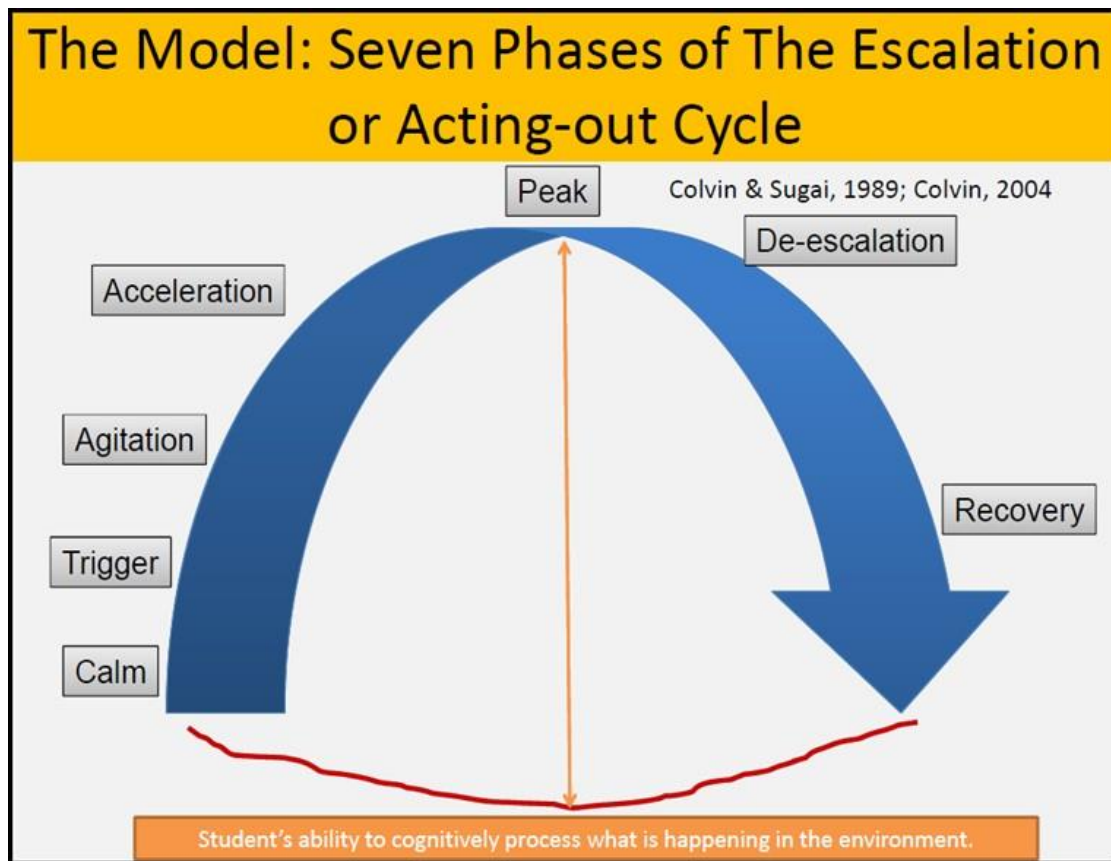
- The school must notify the parent the same day the ESI was used. The school shall attempt to contact the parent using at least two methods of contact.
- Written documentation of the ESI used must be completed and provided to the parent by the following school day, ESI was used. Written documentation must include:
 - The events leading up to the incident;
 - student behaviors necessitating the ESI
 - steps taken to transition the student back into the educational setting
 - the date and time the incident occurred, the type of ESI used, the duration of the ESI and the school personnel who used or supervised the ESI
 - space or an additional form for parents to provide feedback or comments to the school regarding the incident
 - a statement that invites and strongly encourages parents to schedule a meeting to discuss the incident and how to prevent future use of ESIs
 - School email and phone contact for the parent to schedule the ESI meeting.
- The parent must be provided with the following information in writing or, upon the parent's written request, by email, after the first ESI incident in a school year and provided with this information after subsequent ESI incidents through a web address:
 - A copy of the standards of when ESI can be used;
 - A flyer on the parent's rights under ESI law;
 - Information on the parent's right to file a complaint through the local dispute resolution process and the complaint process of the Kansas State Board of Education; and
 - Information that will assist the parent in navigating the complaint process, including contact information for Families Together and the Disability Rights Center of Kansas.



A Focus on Prevention

Why focus on Positive Interventions?

Positive Interventions help build positive relationships and encourage new behaviors. Positive interventions also reinforce new skills and increase self-satisfaction and optimism among students, parents and teachers. All students need to be recognized and rewarded when they are meeting the expectations that have been established. Current research suggests positive recognition (rewards, reinforcements, praise) must occur more frequently than negative recognition. A well-developed behavior intervention plan should include many positive interventions in order to effectively change behavior. The first consideration should be the appropriateness of the interventions. The team should select interventions that are based upon the student's developmental level, motor ability, communication mode and other factors relevant to the student and the disability. Environmental and context related factors should also be considered. These might include things such as classroom seating, noise levels, peer issues, instruction that is too hard or too easy, transitions, and changes in the setting.



De-escalation is helpful to begin to identify acting out behavior early and use proactive strategies to decrease the use of seclusion and restraint.

A Focus on Prevention

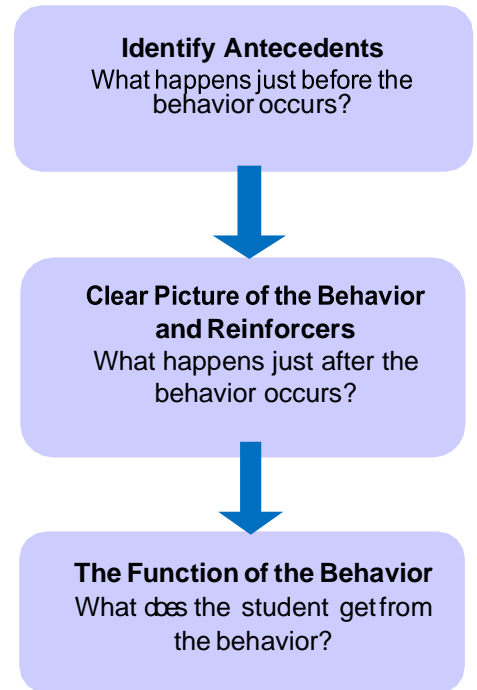
Functional Behavioral Assessments

All behaviors are functional and are maintained in environments that support them. If your child's behavior impedes the learning of self or others, you can request a functional behavioral assessment (FBA). An FBA can help teams determine the when, where, how and why problematic behavior occurs. A comprehensive FBA includes interviews, record reviews, observation and data collection, graphing data collected, testing hypotheses, curriculum analysis, implementation of interventions and evaluation of effectiveness of the plan. FBAs should identify antecedents (what happens just before the behavior occurs), a clearly defined picture of the behavior that is occurring, and the reinforcers (what happens just after the behavior occurs). Teams need to determine what the function of the behavior is so that they may provide successful interventions or teach replacement behaviors that meet the same function for the student.

Behavior Intervention Plans

Behavior Intervention Plans (BIP) should focus on proactive strategies to support students, including positive behavior interventions and supports. BIPs should be positive and instructive and based upon a functional behavioral assessment. A BIP should address:

- The function of the behavior
- Effective teaching of the expected behavior
- Rewards and consequences that are meaningful to the student
- Opportunities to self-manage behaviors
- Teach appropriate replacement behaviors



A Focus on Prevention

Replacement Behaviors

A replacement behavior is when a student replaces an inappropriate behavior with an appropriate one that continues to serve the same function for the student. When selecting replacement behaviors, the team should address the following questions:

- Does the replacement behavior work as well as the challenging behavior in meeting the student's needs?
- Will it be an acceptable alternative to the challenging behavior?
- Will the replacement behavior be something the student will choose to do and that his or her family and teachers support?
- Will the replacement behavior help build a positive reputation for the student?



Students should be recognized and rewarded for choosing to utilize replacement behaviors to be most effective.

The Kansas State Department of Education

- does not promote the use of emergency safety intervention with any student;
- recommends a focus on prevention;
- stresses that emergency safety intervention is not part of a tiered intervention system or student behavior plan – it is only to be used in an emergency; and,
- Views emergency safety interventions as reactive strategies that do not decrease the likelihood of a behavior from occurring.

Tip!

An FBA can be conducted at any time for a student who does not respond to school-wide behavioral interventions. Following the assessment, a behavior intervention plan may be developed. As a parent, you have the right to request an FBA.

**Where can I find out more
Information about Emergency Safety Interventions
(Seclusion and Restraint)?**



Families Together, Inc.
www.familiestogetherinc.org

Topeka Parent Center
1-800-264-6343
topeka@familiestogetherinc.org

Wichita Parent Center
1-888-815-6364
wichita@familiestogetherinc.org

Garden City Parent Center
1-888-820-6364
gardencity@familiestogetherinc.org



Kansas Parent Information
Resource Center (KPIRC)
1-866-711-6711
www.kpirc.org

Kansas State Department
of Education (KSDE)
1-800-203-9462
www.ksde.org www.ksdetasn.org



Local Dispute Resolution Guide for Parents

1. Emergency safety intervention incident occurs; parent notified
 - a. You receive documentation and feel emergency safety intervention was used appropriately.
 - b. You feel the use of emergency safety intervention did not follow the district's emergency safety intervention policy or emergency safety intervention law.
 - i. You are strongly encouraged and invited to schedule a meeting, using the contact information in this document, to discuss the incident and how to prevent future use of emergency safety interventions.
 1. If this is effective, the building administrator should provide written documentation of the issues to the superintendent.
 - ii. You may file a written complaint with your local school board of education within 30 days of being informed of the use of emergency safety intervention.
 1. If the local board does not issue a written decision, you may proceed to the state board administrative review process.
 2. Upon receiving a complaint, the local board will designate an individual to oversee an investigation, maintaining confidentiality
 - a. The local board but mail the written findings of fact. A final decision, and any corrective action within 30 days of receiving the complaint.
 - i. Upon receiving the local board's written decision, you may determine the findings are sufficient and consider your concern resolved.
 - ii. Upon receiving the local board's written decision, you may determine that your concern was not resolved. You may proceed to the state board administrative review process.

State Board Administrative Review Process

Refer to K.A.R. 91-42-5 for complete information. The following provides a summary of the regulations regarding an administrative review initiated with the Kansas State Board of Education (State Board).

- If a parent believes an emergency safety intervention was used in violation of K.S.A. 2016 Supp. 72-89d01 through -89d09 or K.A.R. 91-42-1 through -7 and the parent filed a written complaint with their local board of education, then this parent may request an administrative review of the local board's decision from the State Board.
 - The request for administrative review must include the following information:
 - Name of the student and contact information;
 - Names and contact information for all involved parties (teachers, aides, administrators, and district staff), to the extent known;
 - A detailed statement of the reason for requesting an administrative review;
 - Any supporting facts and documentation; and
 - A copy of the complaint filed with the local board, the local board's final decision (if issued).
 - The written request for administrative review must be typed or legibly written and signed by the parent.
 - Relevant documents must be attached or, if unavailable, the documents must be referenced in the request for administrative review.
 - Written consent to disclose any personally identifiable information from the student's education records necessary to conduct an investigation
- The request for administrative review must be filed with the Commissioner of Education within 30 days of the local board issuing its final decision OR within 60 days from the date the parent filed a complaint with the local board, if the local board did not issue a final decision. You may mail this request to the Kansas State Department of Education, Landon State Office Building, 900 SW Jackson Street, Office of General Counsel, Room 102, Topeka, Kansas 66612. KSDE has provided a form for you to use, if you wish, and you can find it on the Emergency Safety Interventions page of the KSDE website, www.ksde.org/Default.aspx?tabid=524.
- A Hearing Officer will be designated by the State Board. The Hearing Officer must send a copy of the request for administrative review to the local board.
- The Hearing Officer will consider the local board's final decision and may initiate an investigation that could include:
 - A discussion with the parent, during which additional information may be gathered;
 - Contact with the local board or other district staff to allow the local board to respond to the request with information supporting its final decision; and

- An on-site investigation by Kansas State Department of Education staff.
- If new information is discovered that was not made available to both the parent and the local board during the dispute resolution process, the Hearing Officer may send the issue back to the local board.
 - If sent back to the local board, the Hearing Officer's case will be closed and the local board has 30 days to issue a written amended final decision.
 - If the parent feels the local board's amended final decision does not adequately address the issue, the parent may file a new request for administrative review with the commissioner by following the above process for requesting administrative review. This must be done within 30 days of the local board issuing its amended final decision. If the local board does not issue an amended final decision within 30 days, then the parent has 30 days from the date the Hearing Officer sent the issue back to the local board to file a request for administrative review with the commissioner.
- Within 60 days of receiving the request for administrative review, the Hearing Officer will, in writing, inform the parents, school administrator, district superintendent, local board clerk, and the state board of the results of the review. This time frame may be extended for good cause upon approval of the commissioner.
- The results of the administrative review will contain findings of fact, conclusions of law, and any suggested corrective actions. The Hearing Officer's determination will include one of the following:
 - The local board appropriately resolved the complaint.
 - The local board should re-evaluate the complaint with suggested findings of fact.
 - The Hearing Officer's suggested corrective active is necessary to ensure that local board policies meet legal requirements.

State Administrative Review Guide for Parents

1. You filed a complaint with the local board and you are not satisfied with the final decision about the use of an emergency safety intervention (ESI).
2. File a request for administrative review with the Kansas State Board of Education. You must do this within 30 days of the local board's final decision or, if the local board failed to issue a final decision, within 60 days of the date you filed a complaint with the local board.
 - a. A request for an administrative review may include, but is not limited to, the following allegations:
 - An emergency safety intervention was used with your child when your child did not present a reasonable and immediate danger of physical harm to themselves or others with the present ability to affect such physical harm.
 - The district used a form of banned restraint including prone, supine, physical restraint that obstructs the airway of your child, physical restraint that impacts your child's primary mode of communication, chemical or mechanical restraint that does not meet an exception.
 - Less restrictive alternatives to emergency safety intervention were not deemed inappropriate or ineffective before emergency safety intervention was used.
 - The use of emergency safety intervention with your child did not stop as soon as the immediate danger of physical harm stopped.
 - Emergency safety intervention was used with your child for discipline, punishment, or convenience.
 - Emergency safety intervention was used with your child and you have provided school staff with documentation from your child's licensed health care provider that seclusion could put your child in mental or physical danger.
 - Seclusion was used with your child and school staff could not see and hear your child at all times.
 - Your child was put in a seclusion room with a locking door that does not automatically disengage when school staff walk away or in an emergency.
 - Your child was put in a seclusion room that was unsafe, not well ventilated, or not sufficiently lighted.
 - b. Written request must include:
 - Name and contact information of student that emergency safety intervention was used with
 - Name and contact information for all people involved
 - Statement describing the basis for the review with all supporting facts and documentation

- The local board's final decision, if one was issued
- Type or legibly write the complaint and sign it
- Written consent to disclose any personally identifiable information

You may use the form on the KSDE website, www.ksde.org/Default.aspx?tabid=524. Mail this request to the Emergency Safety Intervention Administrative Review Request,

Kansas State Department of Education, Office of General Counsel, 900 SW Jackson Street, Room 102, Topeka, Kansas 66612

3. The Kansas State Board of Education will designate a Hearing Officer to conduct a review of the local board's final decision
 - a. The Hearing Officer may initiate a separate investigation that may include:
 - A discussion with the parent;
 - Contacting the local board or other staff involved; and
 - An on-site investigation.
 - b. If the Hearing Officer finds new information, they may send the issue back to the local board. If you are not satisfied with the local board's amended decision the right to request administrative review begins again.
4. Investigation results will be provided to the parents, school administrator, district superintendent, local board, and state board within 60 days of the commissioner's receipt of the request for administrative review.

State and Community Resources

General Emergency Safety Intervention

Information: www.ksdetasn.org
www.ksde.org/Default.aspx?tabid=524

Emergency Safety Intervention Questions:

Laura Jurgensen
Kansas State Department of
Education ljurgensen@ksde.org
785-296-5522

Parent Training and Information Center:

Families Together
<http://famiestogetherinc.org/>
888-815-6364

Protection and Advocacy System:

Disability Rights Center of Kansas
<http://www.drckansas.org/>
877-776-1541 or 785-273-9661